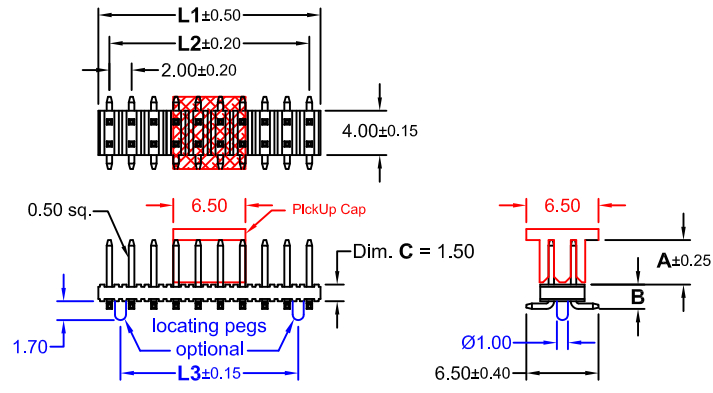
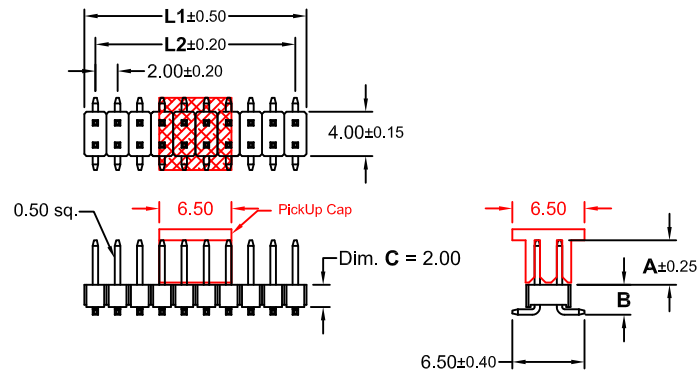


No. of Pins	Dimension (mm)		
	L1	L2	L3
006	4,00	6,00	2,00
008	6,00	8,00	4,00
010	8,00	10,00	6,00
012	10,00	12,00	8,00
014	12,00	14,00	10,00
016	14,00	16,00	12,00
018	16,00	18,00	14,00
020	18,00	20,00	16,00
022	20,00	22,00	18,00
024	22,00	24,00	20,00
026	24,00	26,00	22,00
028	26,00	28,00	24,00
030	28,00	30,00	26,00
032	30,00	32,00	28,00
034	32,00	34,00	30,00
036	34,00	36,00	32,00
038	36,00	38,00	34,00
040	38,00	40,00	36,00
042	40,00	42,00	38,00
044	42,00	44,00	40,00
046	44,00	46,00	42,00
048	46,00	48,00	44,00
050	48,00	50,00	46,00

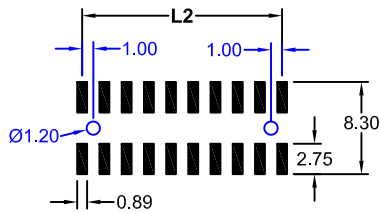
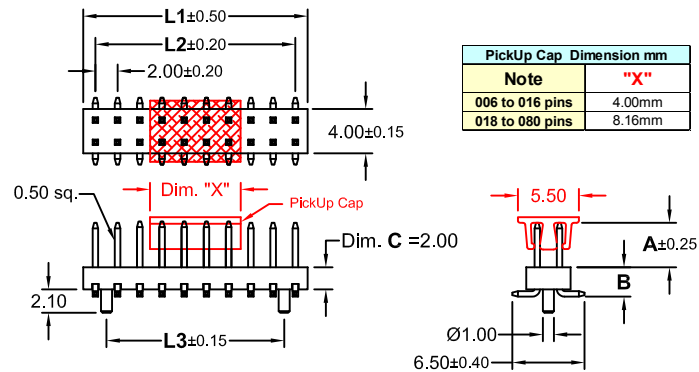
Insulator H: 1.50mm without & with Locating Peg



Insulator H: 2.00mm without Locating Peg



Insulator H: 2.00mm with Locating Peg



Recommended PCB Layout Top View
(Tolerance ±0.05)

Order Code
SS2-xxx-HX06x/x-xx/2X

No. of Pin
006 to 050

Material
PA6T = **H**
PA9T = **HN**

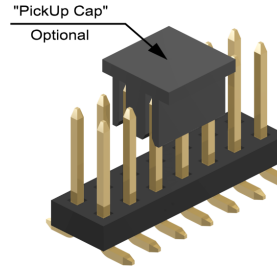
Pin code
See Table on sheet 2/2

Option
without "locating pegs"
A = Tube; with PickUp Cap
B = Reel; with PickUp Cap
with "locating pegs"
C = Tube; without PickUp Cap
D = Tube; with PickUp Cap
E = Reel; with PickUp Cap

Plating

- 55 = Gold flash (Standard)
- 66 = 10µ" Gold
- 77 = 15µ" Gold
- 88 = 30µ" Gold
- 99 = Tin

- Duplex plating
- 95 = Tin/Gold flash
 - 96 = Tin/10µ" Gold
 - 97 = Tin/15µ" Gold
 - 98 = Tin/30µ" Gold



Material

Contact: Brass
Plating: Gold, Tin or Duplex
*Duplex = Tin on solder area, Gold plated on contact area
Insulator: PA6T & PA9T (black) UL 94V-0

Specifications

Electrical
Current rating: 2A
Insulation resistance: 1000MΩ min.
Contact resistance: 20mΩ max.
Withstanding voltage: 500V AC / Minute

Operating temperature: -40°C to +105°C
Processing temperature: +250°C +0/-5°C for 10 seconds



UNIT	GENERAL TOLERANCE		DRAWN	DATE
mm	X.° ±	X. ±	Lyndon	24.06.2009
SCALE	.X° ±	.X ±	CHECK	DATE
Free	.XX° ±	.XX ± 0.25	Ronny	09.04.2019
	.XXX° ±	.XXX ±	APPROVE	DATE
			Hogi	09.04.2019

DWG. NO.	SHEET 1/2
SS2-H06/2	REV. P
SERIES NO.	
SS2-xxx-HX06x/x-xx/2X	

Pin Header
2.00mm Pitch -SMT- Straight
Dual Row

Pin code	Dimension mm		
	A	B	C
064/0	6,00	2,20	1,50
064/1	4,00		
064/2	3,50	2,70	2,00
064/3	5,80	2,20	1,50
064/4	3,20		
064/5	3,60		
064/6	4,00	2,70	2,00
064/7	13,50	2,65	
064/8	9,50	2,20	1,50
064/9	8,00		

Pin code	Dimension mm		
	A	B	C
068/0	4,00	2,50	1,50
068/1	3,20	2,60	2,00

Pin code	Dimension mm		
	A	B	C

Pin code	Dimension mm		
	A	B	C
066/0	2,50	2,20	1,50
066/1	3,20	2,70	
066/2	2,10	2,20	
066/3	4,30	2,70	
066/4	7,00	2,20	
066/5	7,50	2,50	
066/6	3,50	2,80	
066/7	6,60	2,20	
066/8	3,80	2,70	2,00
066/9	2,00		

Pin code	Dimension mm		
	A	B	C

Pin code	Dimension mm		
	A	B	C

E-tec 2019 © - all rights reserved www.e-tec.asia



UNIT	mm
SCALE	Free

GENERAL TOLERANCE	
X.° ±	X. ±
.X° ±	.X ±
.XX° ±	.XX ±
.XXX° ±	.XXX ±

DRAWN	Lyndon
CHECK	Ronny
APPROVE	Hogi

DATE	24.06.2009
DATE	09.04.2019
DATE	09.04.2019

DWG. NO.	SS2-H06/2	SHEET 2/2
SERIES NO.	SS2-xxx-H06x/x-xx/2X	REV. P

**Pin-Code for
Pin Header
2.00mm Pitch -SMT- Straight
Dual Row**