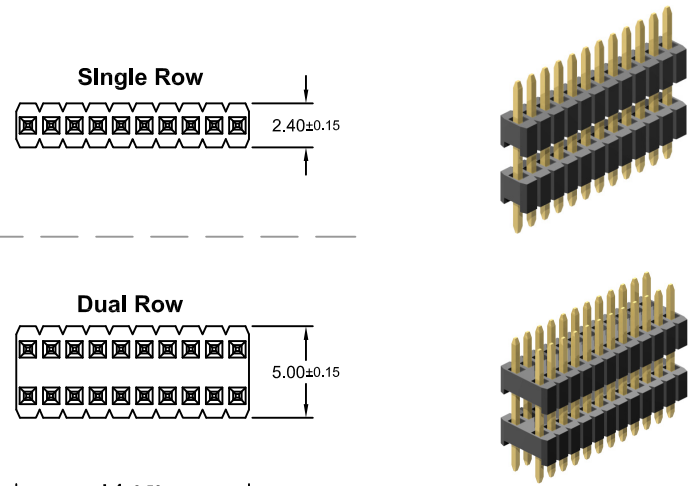


	No. of Pins		Dimension (mm)	
	Single Row	Dual Row	L1	L2
A	003	006	3,81	2,54
	004	008	5,08	3,81
	005	010	6,35	5,08
	006	012	7,62	6,35
	007	014	8,89	7,62
	008	016	10,16	8,89
B	009	018	11,43	10,16
	010	020	12,70	11,43
	011	022	13,97	12,70
	012	024	15,24	13,97
	013	026	16,51	15,24
	014	028	17,78	16,51
C	015	030	19,05	17,78
	016	032	20,32	19,05
	017	034	21,59	20,32
	018	036	22,86	21,59
	019	038	24,13	22,86
	020	040	25,40	24,13
	021	042	26,67	25,40
	022	044	27,94	26,67
	023	046	29,21	27,94
	024	048	30,48	29,21
	025	050	31,75	30,48
D	026	052	33,02	31,75
	027	054	34,29	33,02
	028	056	35,56	34,29
	029	058	36,83	35,56
	030	060	38,10	36,83
	031	062	39,37	38,10
	032	064	40,64	39,37
	033	066	41,91	40,64
E	034	068	43,18	41,91
	035	070	44,45	43,18
	036	072	45,72	44,45
	037	074	46,99	45,72
	038	076	48,26	46,99
	039	078	49,53	48,26
	040	080	50,80	49,53
F	041	082	52,07	50,80
	042	084	53,34	52,07
	043	086	54,61	53,34
	044	088	55,88	54,61
	045	090	57,15	55,88
	046	092	58,42	57,15
	047	094	59,69	58,42
	048	096	60,96	59,69
G	049	098	62,23	60,96
	050	100	63,50	62,23

REV.	DESCRIPTION	DATE	DRAWN
A	New	09.01.2009	Lyndon Lin
G	Add Pin Code "175/05 & 209/05"	22.10.2013	Ryan
H	Add Pin Code "125/19"	06.10.2016	Cherry
I	general update	05.03.2019	Ronny



Order Code
SPx-xxx-Sxxx/xx-xx/1

Rows
 Single Row = 1
 Dual Row = 2

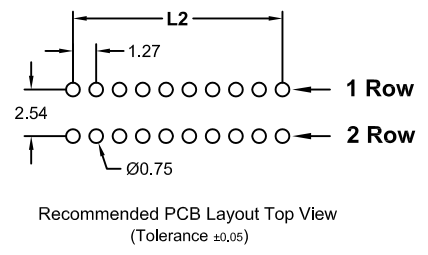
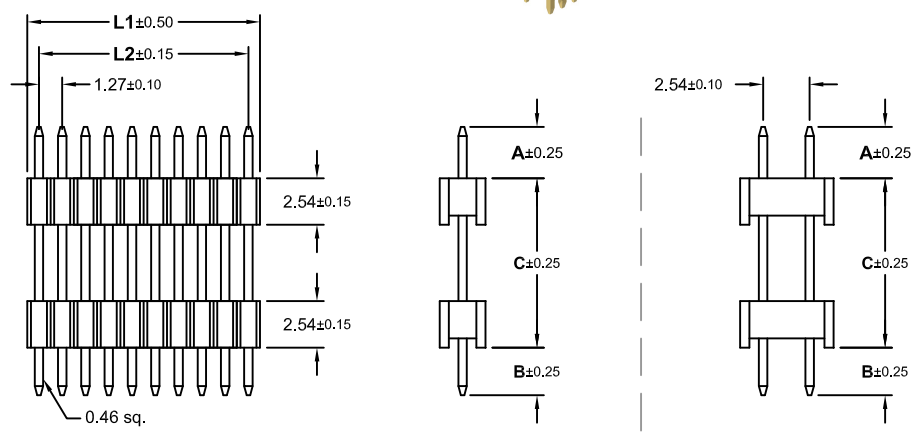
No. of Pin
 Single Row = 003 to 050
 Dual Row = 006 to 100

Plating

55 = Gold flash (Standard)
 66 = 10µ" Gold
 77 = 15µ" Gold
 88 = 30µ" Gold
 99 = Tin

Duplex plating
 95 = Tin/Gold flash
 96 = Tin/10µ" Gold
 97 = Tin/15µ" Gold
 98 = Tin/30µ" Gold

Dim."A" (mm)	Dim."B" (mm)	Dim."C" (mm)	Pin Code
1,10	1,30	6,00	084/01
2,80	2,60	6,20	116/01
6,00	3,00	6,20	152/01
2,40	2,70	7,40	125/19
2,40	3,00	7,40	128/02
2,20	2,20	8,30	127/01
3,00	2,30	8,40	137/01
3,00	4,00	9,00	160/06
5,00	3,00	9,50	175/05
6,00	3,00	11,90	209/05
5,50	2,50	13,00	210/06
6,00	1,80	14,00	218/01



Specifications

Electrical
 Current rating: 1A
 Insulation resistance: 1000MΩ min.
 Contact resistance: 20mΩ max.
 Withstanding voltage: 500V AC / Minute

Materials

Contact: Brass
 Plating: Gold, Tin or Duplex
 *Duplex = Sn on solder, Au on contact area
 Insulator: PBT or PA (black) UL 94V-0
 Operating temperature: -40°C to +105°C



E-tec 2019 © - all rights reserved www.e-tec.asia



UNIT	GENERAL TOLERANCE		DRAWN	DATE	DWG. NO.	SHEET 1/1
mm	X.° ±	X. ±	Lyndon	29.01.2009	SP-S/1	
SCALE Free	.X° ±	.X ±	CHECK Ronny	DATE 05.03.2019		REV. I
	.XX° ±	.XX ± 0.25	APPROVE Hogi	DATE 05.03.2019	SERIES NO.	
	.XXX° ±	.XXX ±			SPx-xxx-Sxxx/xx-xx/1	

Board Spacer Pin Header
 -THT- Straight
 Single Row 1.27mm Pitch
 Dual Row 1.27mm x 2.54mm Pitch