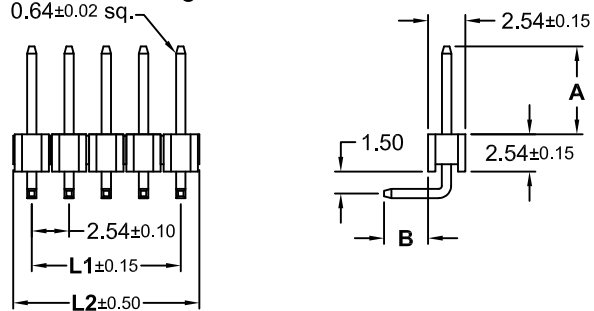
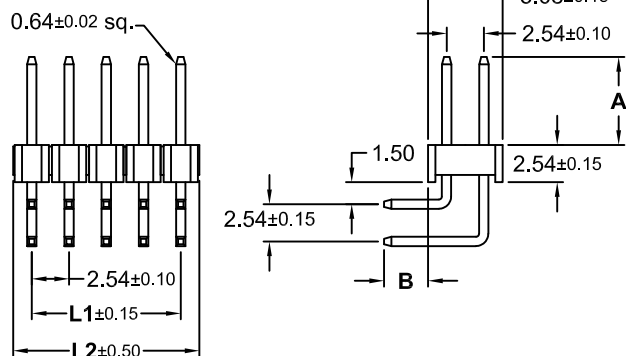


No. of Pin			Dimension (mm)	
Single Row	Dual Row	Triple Row	L1	L2
002	004	008	2.54	5.08
003	006	009	5.08	7.62
004	008	012	7.62	10.16
005	010	015	10.16	12.70
006	012	018	12.70	15.24
007	014	021	15.24	17.78
008	016	024	17.78	20.32
009	018	027	20.32	22.86
010	020	030	22.86	25.40
011	022	033	25.40	27.94
012	024	036	27.94	30.48
013	026	039	30.48	33.02
014	028	042	33.02	35.56
015	030	045	35.56	38.10
016	032	048	38.10	40.64
017	034	051	40.64	43.18
018	036	054	43.18	45.72
019	038	057	45.72	48.26
020	040	060	48.26	50.80
021	042	063	50.80	53.34
022	044	066	53.34	55.88
023	046	069	55.88	58.42
024	048	072	58.42	60.96
025	050	075	60.96	63.50
026	052	078	63.50	66.04
027	054	081	66.04	68.58
028	056	084	68.58	71.12
029	058	087	71.12	73.66
030	060	090	73.66	76.20
031	062	093	76.20	78.74
032	064	096	78.74	81.28
033	066	099	81.28	83.82
034	068	102	83.82	86.36
035	070	105	86.36	88.90
036	072	108	88.90	91.44
037	074	111	91.44	93.98
038	076	114	93.98	96.52
039	078	117	96.52	99.06
040	080	120	99.06	101.60

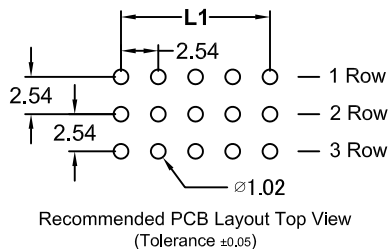
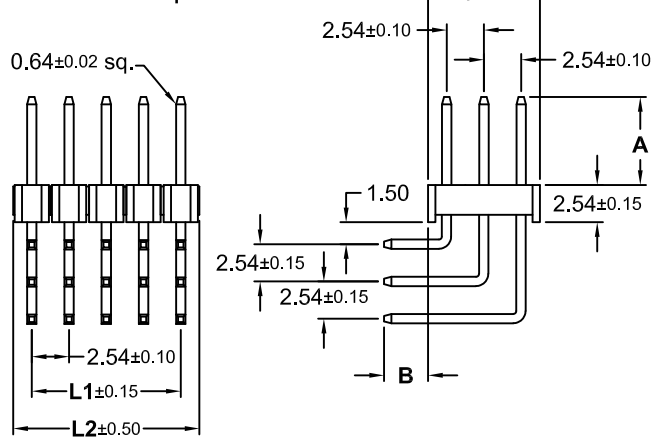
Single Row



Dual Row



Triple Row



REV.	DESCRIPTION	DATE	DRAWN
A	New	01.11.2007	Lyndon
B1	add Pin Code*138/06*	21.05.2019	Ryan

Order Code

SLx-xxx-R xxx/xx-xx

No. of Row

Single Row = 1
Dual Row = 2
Triple Row = 3

No. of Pin

Single Row = **002 to 040**
Dual Row = **004 to 080**
Triple Row = **009 to 120**

Pin Code

See Table on sheet **2/2**

Plating

55 = Gold flash (Standard)
66 = 10µ" Gold
77 = 15µ" Gold
88 = 30µ" Gold
99 = Tin

Duplex plating
95 = Tin/Gold flash
96 = Tin/10µ" Gold
97 = Tin/15µ" Gold
98 = Tin/30µ" Gold

Material

P.B.T (standard) = **R**
PA6T = **RH**
PA9T = **RN**



Specifications

Electrical

Current rating: 3A
Insulation resistance: 1000MΩ min.
Contact resistance: 20mΩ max.
Withstanding voltage: 500V AC / Minute

Material

Contact: Brass
Plating: Gold, Tin or Duplex
*Duplex = Tin on solder area, Gold plated on contact area
Insulator: PBT, PA6T or PA9T (black) UL 94V-0

Operating temperature: -40°C to +105°C

E-tec 2019 © - all rights reserved www.e-tec.asia



UNIT	GENERAL TOLERANCE		DRAWN	DATE	DWG. NO.	SHEET 1/2
mm	X.° ±	X. ±	Lyndon	01.11.2007	SLx-Rxxx/xx	REV. B1
SCALE Free	.X° ±	.X ±	Hogi	21.05.2019	SERIES NO.	
	.XX° ±	.XX ± 0.25	APPROVE Hogi	21.05.2019	SLx-xxx-Rxxx/xx-xx	
	.XXX° ±	.XXX ±				

2.54mm Pitch Pin Header
-THT- Right Angle
Single - Dual - Triple Row
"Down Angle Type"

Pin Types (140/01 = Standard)

Pin-Code	Mating side	Solder side	Pin-Code	Mating side	Solder side	Pin-Code	Mating side	Solder side	Pin-Code	Mating side	Solder side
	A (mm)	B (mm)		A (mm)	B (mm)		A (mm)	B (mm)		A (mm)	B (mm)
078/03	1.40	1.40	137/03	5.70	3.00	176/01	7.00	6.00	180/05	9.96	3.30
093/04	2.50	1.40	155/02	5.70	5.11	147/03	7.40	2.54	170/03	10.00	2.00
100/03	2.50	2.50	260/06	5.70	15.30	133/03	7.50	1.50	251/01	10.00	10.00
103/01	2.75	2.75	126/02	5.80	2.30	136/06	7.50	2.54	184/09	10.40	3.30
105/02	2.80	3.00	134/02	5.80	2.50	140/04	7.80	1.50	186/01	10.70	3.30
106/01	2.80	2.80	140/05	5.80	3.60	155/05	7.80	3.00	203/05	12.00	3.30
108/01	3.00	3.00	140/11	5.80	3.00	162/03	8.00	3.20	230/07	12.00	6.00
116/03	3.00	4.00	141/01	5.80	4.80	136/01	8.00	3.60	203/03	12.50	3.00
151/02	3.00	7.00	211/07	5.80	9.90	184/04	8.00	5.80	203/02	13.00	2.54
113/07	3.20	3.00	258/02	5.80	15.00	187/02	8.00	6.00	209/01	13.10	3.00
122/04	3.20	3.90	159/01	5.90	5.11	160/11	8.10	2.80	216/03	13.60	3.30
106/02	3.30	2.30	201/01	5.90	9.40	182/01	8.10	5.10	230/05	15.00	3.00
117/02	3.40	3.20	125/16	6.00	2.00	157/02	8.13	2.54			
111/01	3.50	3.00	135/12	6.00	2.50	155/04	8.20	2.54			
119/03	3.50	3.30	140/01	6.00	3.00	159/04	8.20	3.00			
116/04	3.50	3.50	171/02	6.00	3.60	203/06	8.23	7.00			
108/02	3.60	2.54	312/06	6.00	10.00	246/01	8.30	11.70			
111/02	3.70	2.75	138/06	6.10	2.80	159/02	8.50	2.54			
120/06	4.00	3.00	140/09	6.20	3.15	165/02	8.60	3.30			
120/01	4.50	2.50	138/01	6.50	2.60	158/02	8.80	2.00			
125/07	4.50	3.30	149/01	6.70	3.20	170/02	8.80	3.30			
125/06	4.70	3.15	148/01	6.75	2.90	165/01	9.00	2.54			
147/04	4.80	5.11	213/01	6.80	9.50	184/05	9.40	4.60			
125/09	5.30	2.54	150/07	6.90	3.00	176/03	9.70	3.15			
133/02	5.30	3.30	147/02	6.90	3.30	203/04	9.70	5.80			
125/11	5.60	2.10	140/03	7.00	2.00	166/01	9.90	1.60			
132/01	5.70	2.50	145/04	7.00	2.40	181/01	9.90	3.20			
133/01	5.70	2.85	147/01	7.00	3.00	250/02	9.90	10.00			



UNIT	mm	GENERAL TOLERANCE		
	SCALE	Free	X.° ±	X. ±
			.X° ±	.X ±
			.XX° ±	.XX ± 0.25
			.XXX° ±	.XXX ±

DRAWN	Lyndon	DATE	01.11.2007
CHECK	Hogi	DATE	21.05.2019
APPROVE	Hogi	DATE	21.05.2019

DWG. NO.	SLx-Rxxx/xx	SHEET 2/2
SERIES NO.	SLx-xxx-Rxxx/xx-xx	REV. B1

Pin Code Sheet
 for 2.54mm Pitch Pin Header
 Single - Dual - Triple Row
 -THT- Right Angle - "Down Angle Type"