

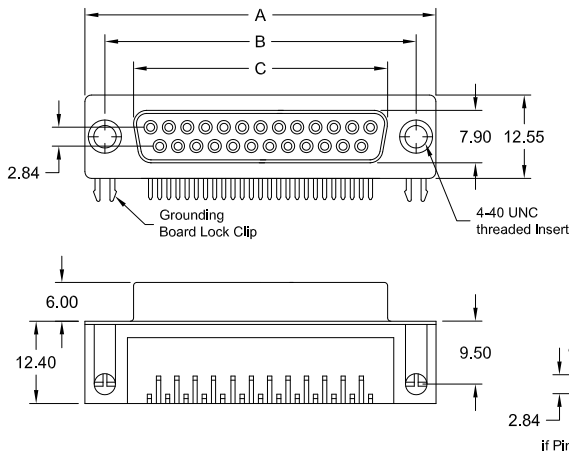
# SD Series - D-Sub 90°

"Wave Solder" & "Pin-In-Paste" Technology

N900 8,08mm / .318" „US Style“ Footprint

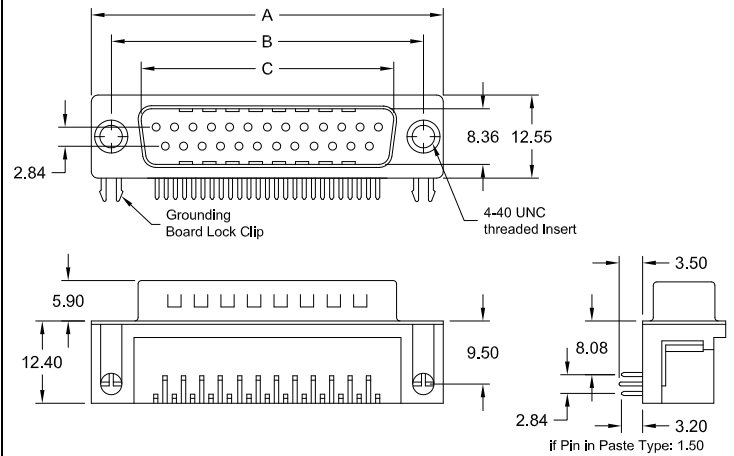


## female



PCB hole layout on page 29

## male



PCB hole layout on page 29

| No. of contacts | Dimension      |                |                | Ordering Code               |
|-----------------|----------------|----------------|----------------|-----------------------------|
|                 | A              | B              | C              |                             |
| 009             | 30.81<br>1.213 | 24.99<br>.984  | 16.33<br>.643  | <b>SDF-009-N900-95/ XX</b>  |
| 015             | 39.20<br>1.543 | 33.32<br>1.311 | 24.66<br>.971  | <b>SDF-015-N900-95/ XX</b>  |
|                 |                |                |                | <b>SDF-015-N900-95/Y XX</b> |
| 025             | 53.05<br>2.089 | 47.04<br>1.852 | 38.38<br>1.511 | <b>SDF-025-N900-95/ XX</b>  |
|                 |                |                |                | <b>SDF-025-N900-95/B XX</b> |
| 037             | 69.40<br>2.732 | 63.50<br>2.500 | 54.84<br>2.159 | <b>SDF-037-N900-95/ XX</b>  |

Plating: **-95** = tin(*leadfree*)/gold  
**-55** = gold/gold *on request*      Option

| No. of contacts | Dimension      |                |                | Ordering Code               |
|-----------------|----------------|----------------|----------------|-----------------------------|
|                 | A              | B              | C              |                             |
| 009             | 30.81<br>1.213 | 24.99<br>.984  | 16.92<br>.666  | <b>SDM-009-N900-95/ XX</b>  |
|                 |                |                |                | <b>SDM-009-N900-95/T XX</b> |
| 015             | 39.20<br>1.543 | 33.32<br>1.311 | 25.25<br>.994  | <b>SDM-015-N900-95/ XX</b>  |
|                 |                |                |                | <b>SDM-015-N900-95/T XX</b> |
| 025             | 53.05<br>2.089 | 47.04<br>1.852 | 38.96<br>1.534 | <b>SDM-025-N900-95/ XX</b>  |
|                 |                |                |                | <b>SDM-025-N900-95/T XX</b> |
| 037             | 69.40<br>2.732 | 63.50<br>2.500 | 55.42<br>2.182 | <b>SDM-037-N900-95/ XX</b>  |

Plating: **-95** = tin(*leadfree*)/gold  
**-55** = gold/gold *on request*      Option

**SDF - xxx- N900 - 95/Y XX** = PC99 type yellowish brown  
**SDF - xxx- N900 - 95/B XX** = PC99 type burgundy

*Other colour available on request*

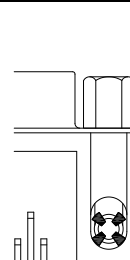
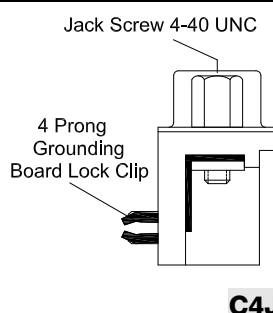
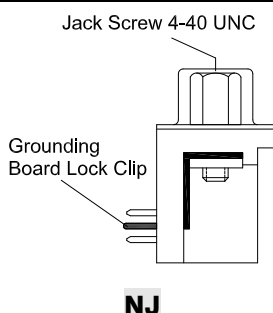
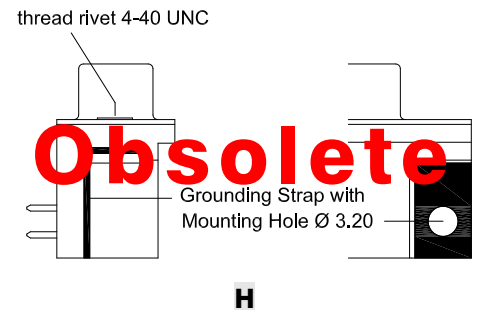
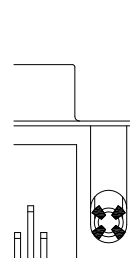
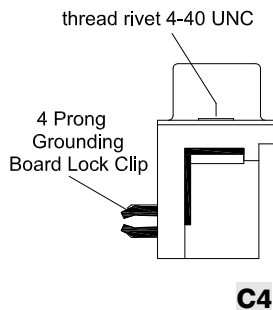
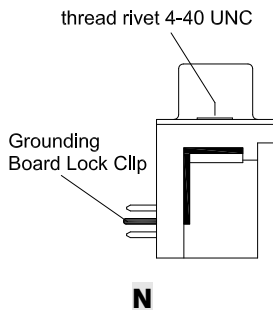
**SDM - xxx- N900 - 95/T XX** = PC99 type teal

*Other colour available on request*

"Pin-In-Paste" Technology - for availability pls. contact [info@e-tec-asia.com](mailto:info@e-tec-asia.com)

General Specification page 72

## Options



**Obsolete**

**Obsolete**