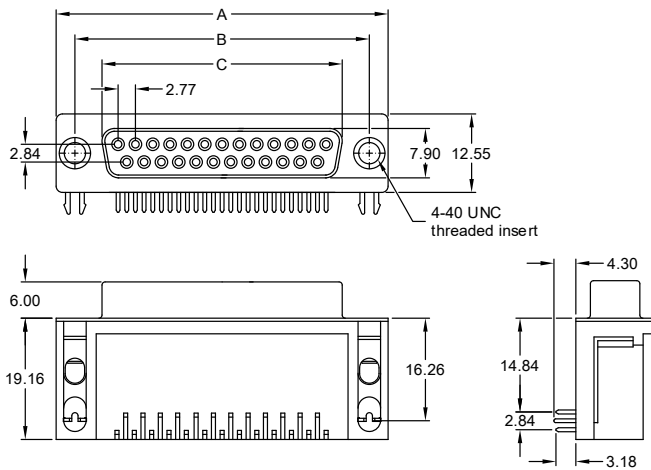


SD Series - D-Sub 90°
15,00mm / .590" „Long Style“ Footprint



female



PCB hole layout on page 29

No. of contacts	Dimension		
	A	B	C
009	30.81	24.99	16.33
	1.213	.984	.643
015	39.14	33.32	24.66
	1.541	1.312	.971
025	53.04	47.04	38.38
	2.088	1.852	1.511
037	69.32	63.50	54.84
	2.729	2.500	2.159

Ordering Code

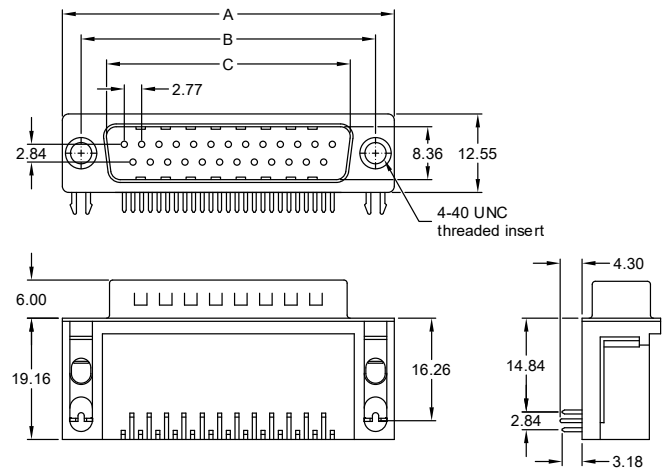
SDF - xxx - L900 - 95 / XX

No. of contacts

Option

Plating: -95 = tin(leadfree)/gold

male



PCB hole layout on page 29

No. of contacts	Dimension		
	A	B	C
009	30.81	24.99	16.92
	1.213	.984	.666
015	39.14	33.32	25.25
	1.541	1.312	.994
025	53.04	47.04	38.96
	2.088	1.852	1.534
037	69.32	63.50	55.42
	2.729	2.500	2.182

Ordering Code

SDM - xxx - L900 - 95 / XX

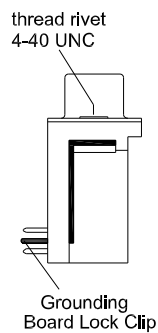
No. of contacts

Option

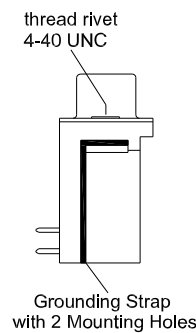
Plating: -95 = tin(leadfree)/gold

General Specification page 72

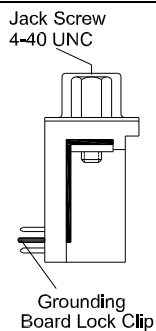
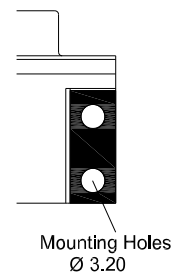
Options



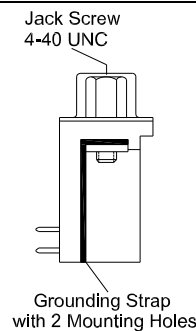
P



L



PJ



LJ

