

Ordering Code

SHM - xxx - B111 - 55 / XXX

No. of contacts

Option

Plating: -55 = gold

General Specification page 72

No. of contacts	Dimension		
	A	B	C
015	30.81	24.99	16.92
	1.213	.984	.666
026	39.14	33.32	25.25
	1.541	1.312	.994
044	53.04	47.04	38.96
	2.088	1.852	1.534
062	69.32	63.50	55.42
	2.729	2.500	2.182

Options

	D	E	Option
mounting hole ϕ 3.05	3,80	9,60	1
thread rivet 4-40 UNC	5,30	11,00	2
Jack Screw 4-40 UNC	7,20	12,70	3
inside thread 4-40 UNC	7,40	13,50	5

Standard: **T0** if „D“ = 5.30mm
On request: **T02** if „D“ = 3.80mm

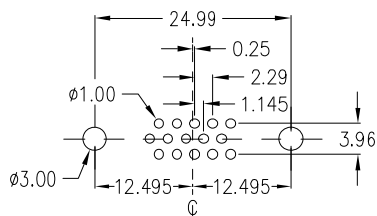
Standard: **T** if „D“ = 5.30mm
On request: **T2** if „D“ = 3.80mm

Standard: **TJ** if „D“ = 5.30mm
On request: **TJ2** if „D“ = 3.80mm

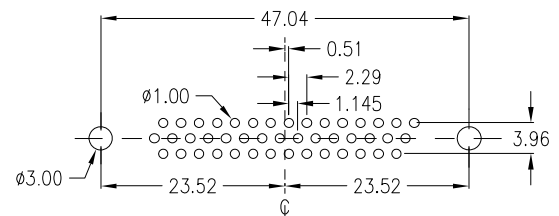
BR Board Lock

BR J Jack Screw Board Lock

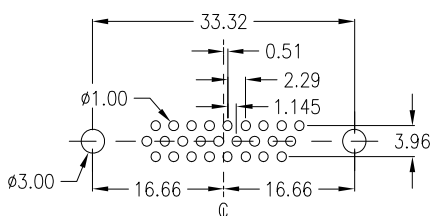
PCB Layout „male“



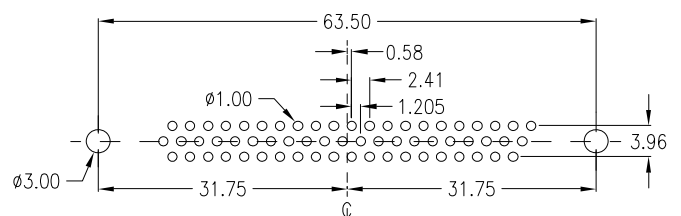
15 pin



44 pin



26 pin



62 pin