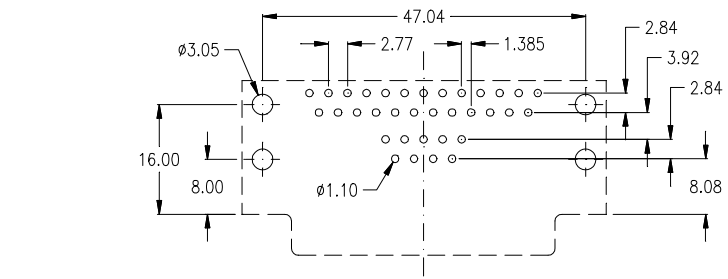
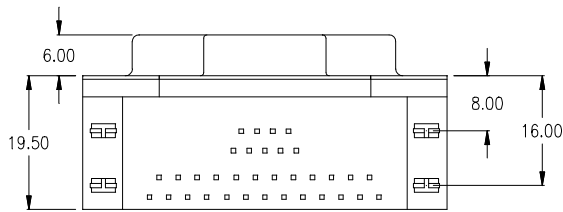
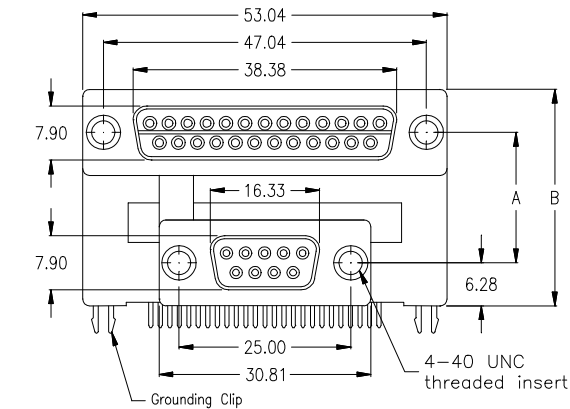
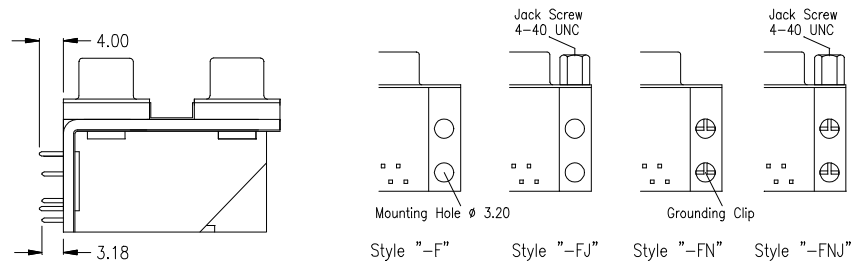


25-pin female / 9-pin female



PCB hole layout



without grounding clips
just 4 mounting holes

without grounding clips,
just 4 mounting holes;
4 jack screws 4-40 UNC
mounted

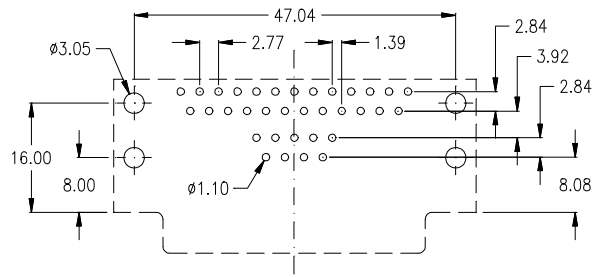
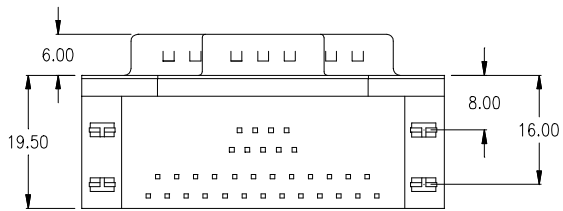
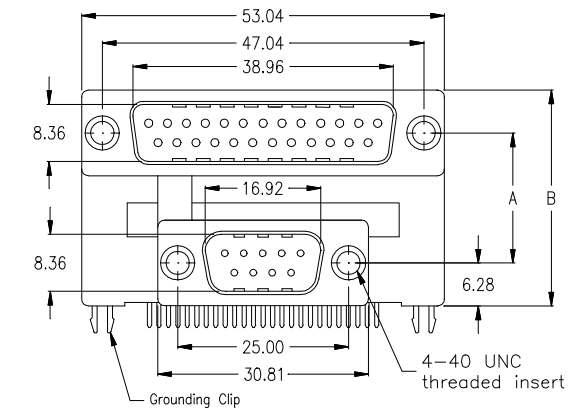
with 4 grounding clips
(as above drawing)

with 4 grounding clips;
4 jack screws 4-40 UNC
mounted

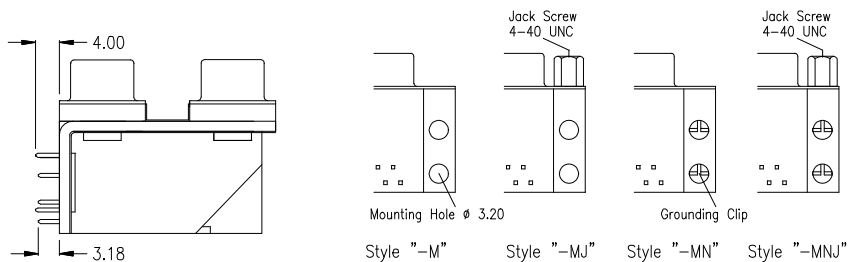
Distance Dimensions

SDD-2509-2-95-F	SDD-2509-2-95-FJ	SDD-2509-2-95-FN	SDD-2509-2-95-FNJ	„A“ = 19.05	„B“ = 31.60
-----------------	------------------	------------------	-------------------	-------------	-------------

25-pin male / 9-pin male



PCB hole layout



without grounding clips
just 4 mounting holes

without grounding clips,
just 4 mounting holes;
4 jack screws 4-40 UNC
mounted

with 4 grounding clips
(as above drawing)

with 4 grounding clips;
4 jack screws 4-40 UNC
mounted

Distance Dimensions

SDD-2509-2-95-M	SDD-2509-2-95-MJ	SDD-2509-2-95-MN	SDD-2509-2-95-MNJ	„A“ = 19.05	„B“ = 31.60
-----------------	------------------	------------------	-------------------	-------------	-------------