

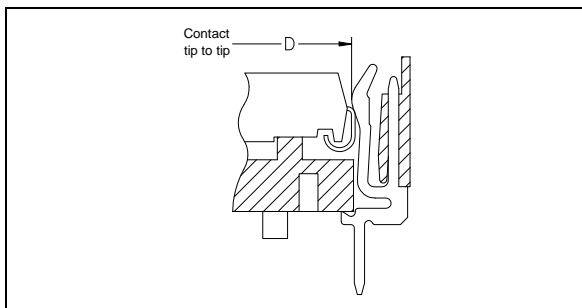
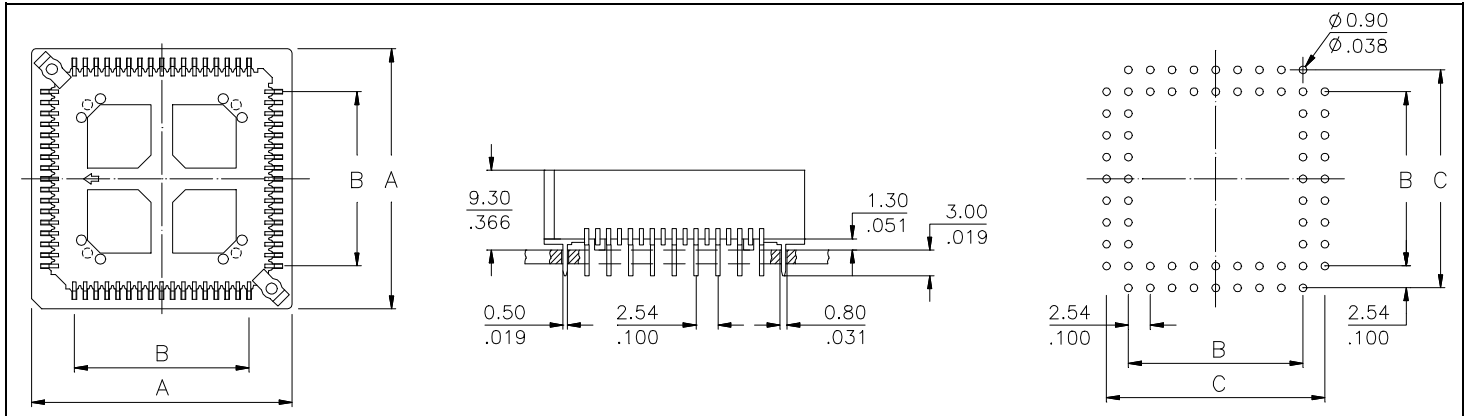

E-tec „hi-rel“ soldertail PLCC sockets correspond to JEDEC Norms. Precision stamped contact design provides special „push-down effect“ onto the leads of the chip.

Optional retention clips for very high shock and vibration applications.


Inside polarisation corner prevents wrong insertion of the chips.

Stand-off's under the base prevent solder shorts.

Chips can be easily removed with the Universal extraction tool PUL - 200.



JEDEC Specification for Plastic Leaded Chip Carrier					
		Chip type "A"      Chip type "B"			
Jedec Nbr	Nbr of Pins	Dimensions mm/inch			
		"A" min.	"A" max.	„B“ min.	„B“ max.
MO-047 AB	28	12,32 / .485	12,57 / .495	1,37 / .054	2,36 / .093
MO-052 AE	32 rectang.	14,86 x 12,32 .585 x .485	15,11 x 12,57 .595 x .495	1,37 / .054	2,36 / .093
MO-047 AB	44	17,40 / .685	17,65 / .695	1,37 / .054	2,36 / .093
MO-047 AB	52	19,94 / .785	20,19 / .795	1,37 / .054	2,36 / .093
MO-047 AB	68	25,02 / .985	25,27 / .995	1,37 / .054	2,36 / .093
MO-047 AB	84	30,10 / 1.185	30,35 / 1.195	1,37 / .054	2,36 / .093



Specifications			
<b>Mechanical data</b>	Plating: Sn (leadfree) over Ni	<b>Temperature</b>	Operating temp. - 55° to +125 °C
Mating cycles: min. 50	Insertion force: max. 1,30N per contact	<b>Material</b>	Insulator (RoHS compliant): high temp plastic UL 94 V-0
Extraction force: min. 0,90N per contact		Contact (RoHS compliant): Phosphor Bronze	Retention Clip: Spring steel
		<b>Electrical data</b>	Operating voltage: 100 V RMS / 150V DC
		Breakdown voltage: >600 V RMS	Contact resistance: <20 mΩ
		Insulation resistance: >5000 MΩ	Current rating: 1 A max., 100V
		Capacitance: <2 pF	

PIN	Ordering Code	Dimensions mm/inch			
		"A"	"B"	"C"	"D"
28	<b>PLP - 028 - N110 - 99</b>	17,60/.693	7,62/.300	12,70/.500	11,50/.453
32	<b>PLP - 032 - N110 - 99</b> (rectangular)	17,60 x 20,14 .693 x .793	10,16 x 7,62 .400 x .300	12,70 x 15,24 .500 x .600	11,50 x 14,04 .453 x .553
44	<b>PLP - 044 - N110 - 99</b>	22,68/.893	12,70/.500	17,78/.700	16,58/.653
52	<b>PLP - 052 - N110 - 99</b>	25,22/.993	15,24/.600	20,32/.800	19,12/.753
68	<b>PLP - 068 - N110 - 99</b>	30,30/1.193	20,32/.800	25,40/1.000	24,20/.953
84	<b>PLP - 084 - N110 - 99</b>	35,38/1.393	25,40/1.000	30,48/1.200	29,28/1.153

Order Code for optional Retention Clip : HCP - xxx (replace "xxx" with nbr of pins. Example. -028 if for 28-pin Socket )

**PUL - 200**

Universal extraction tool for all socket sizes (see also page 44)