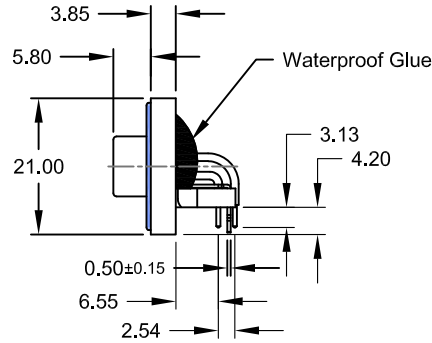
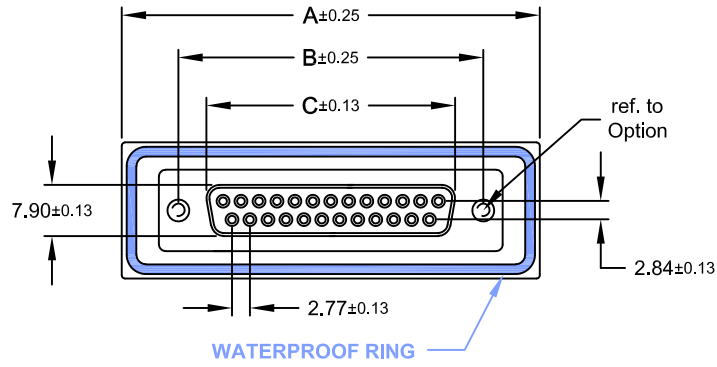
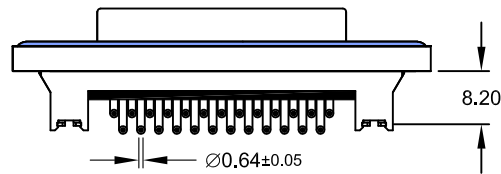


REV.	DESCRIPTION	DATE	DRAWN
A	New	10.11.2006	RH
E	correct layout 2.84->2.54mm	09.05.2017	Ryan
F	general update	27.02.2018	Ronny
G	update	06.08.2019	Ronny



Order Code
SDF-xxx-NIP7-55/B2TXX

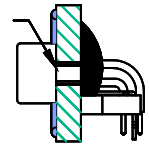


Dimension mm					No. of Contact
A	B	C	D	E	
39,40	24,99	16,33	20,00	28,20	009
47,70	33,32	24,66	28,00	36,50	015
64,50	47,04	38,38	41,50	51,00	025

Option:

T

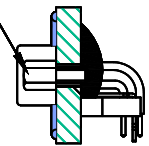
4-40 UNC



Option:

TJ

Jack Screw
4-40 UNC

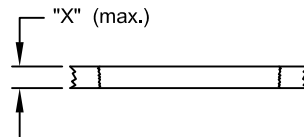
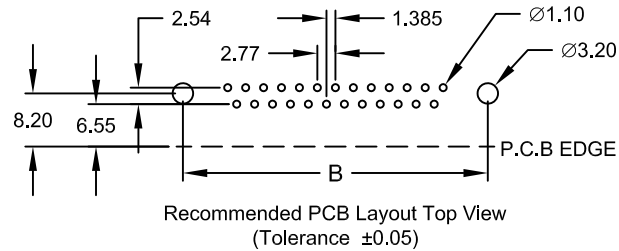
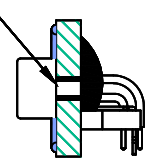


Option:

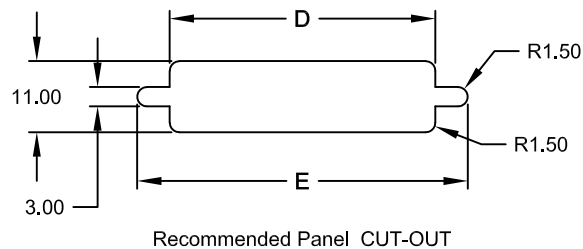
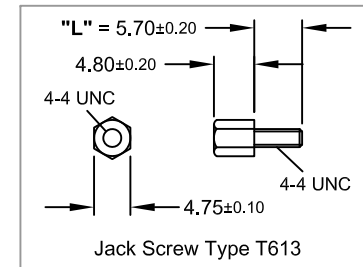
TJS

4-40 UNC

2 Jack Screws
4-40 UNC
bulk packed



Panel Thickness
Screw "L" = 5.70 for Panel thickness "X"
between 1.20~2.00mm



Specifications

Electrical
Current rating: 5A
Insulation resistance: 5000MΩ min.
Contact resistance: 10mΩ max.
Voltage rating: 250V AC rms max.
Withstanding voltage: 1000V AC rms

Material

Contact: Brass
Plating: Au flash over Ni
Insulator: PBT UL 94V-0
Shell: Steel
Plating: Ni



Operating temperature: -55°C to +85°C

Salt Spray: 48 Hours
Waterproof rating: IP 67 min.

E-tec 2019 © - all rights reserved www.e-tec.asia



UNIT	mm	GENERAL TOLERANCE		DRAWN	DATE	DWG. NO.	SHEET 1/1
SCALE	Free	X.° ±	X. ±	RH	22.03.2017	SDF-NIP7/B2T	REV. G
		.X° ±	.X ±	CHECK	06.08.2019	SERIES NO.	
		.XX° ±	.XX ± 0.25	APPROVE	06.08.2019	SDF-xxx-NIP7-55/B2TXX	
		.XXX° ±	.XXX ±	Fagi			

Waterproof D-Sub
Standard "Female"
Right Angle Type with Brackets