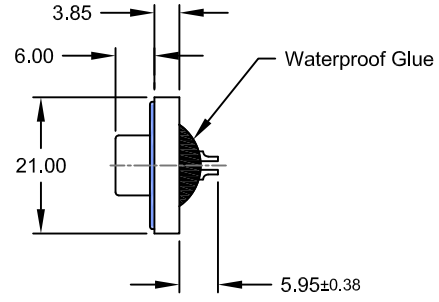
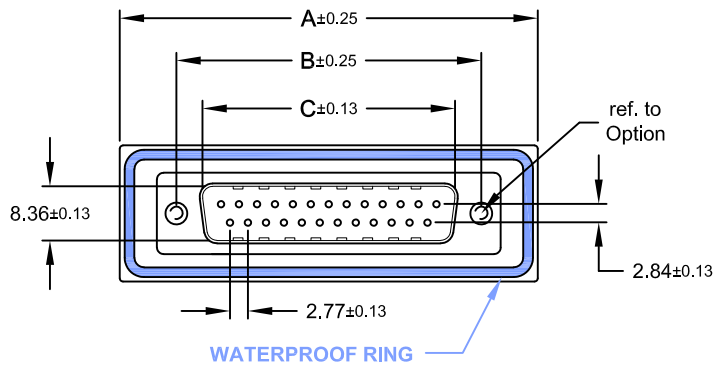
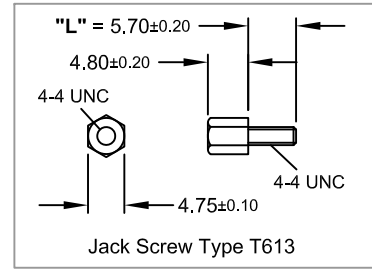

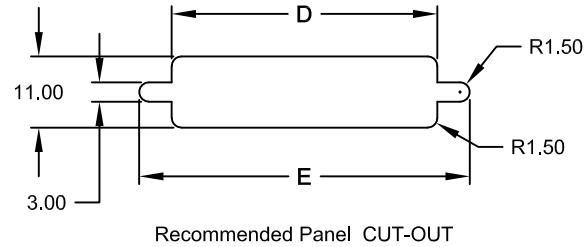
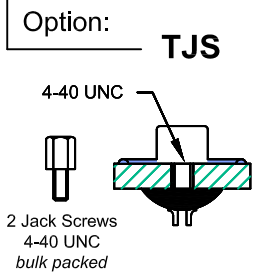
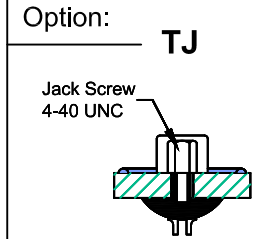
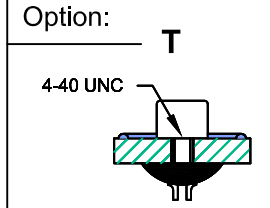
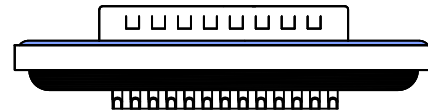


REV.	DESCRIPTION	DATE	DRAWN
A	New	10.11.2006	RH
C	update	21.10.2014	Ronny
D	general update	27.02.2018	Ronny
E	update	06.08.2019	Ronny



Order Code
SDM-xxx-SIP01-55/TXX

Dimension mm					No. of Contact
A	B	C	D	E	
39,40	24,99	16,92	20,00	28,20	009
47,70	33,32	25,25	28,00	36,50	015
64,50	47,04	38,96	41,50	51,00	025



"X" (max.)

Panel Thickness
Screw "L" = 5.70 for Panel thickness "X" between 1.20~2.00mm

Specifications
Electrical
Current rating: 5A
Insulation resistance: 5000MΩ min.
Contact resistance: 10mΩ max.
Voltage rating: 250V AC rms max.
Withstanding voltage: 1000V AC rms

Material
Contact: Brass
Plating: Au flash over Ni
Insulator: PBT UL 94V-0
Shell: Steel
Plating: Ni
Operating temperature: -55°C to +85°C



Salt Spray: 48 Hours
Waterproof rating: IP 67 min.

E-tec 2019 © - all rights reserved www.e-tec.asia



UNIT	GENERAL TOLERANCE		DRAWN	DATE	DWG. NO.	SHEET 1/1
mm	X.° ±	X. ±	RH	10.11.2006	SDM-SIP01/T	REV. E
SCALE	.X° ±	.X ±	CHECK	06.08.2019	SERIES NO.	
Free	.XX° ±	.XX ± 0.25	APPROVE	06.08.2019	SDM-xxx-SIP01-55/TXX	
	.XXX° ±	.XXX ±	Fagi			

Waterproof D-Sub "Male"
Standard
Solder Cup Type