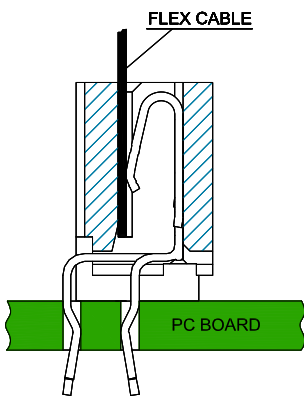
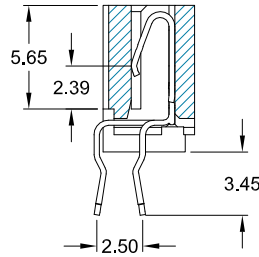
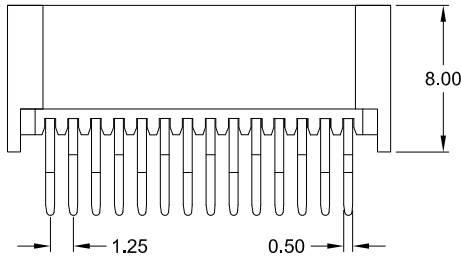

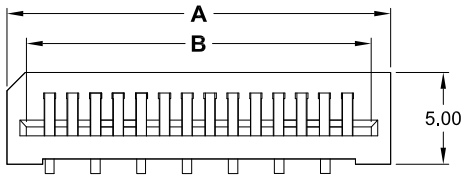
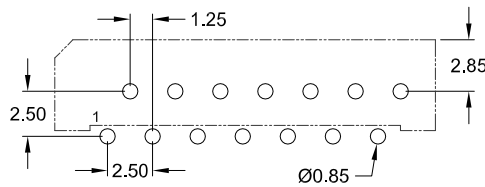


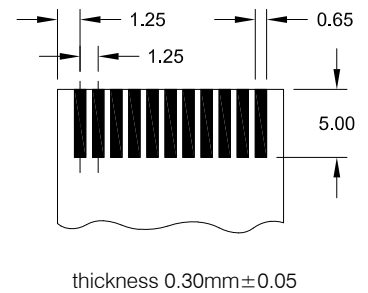
FPC/FFC Connector **LIF Type**
 - THT - 1.25mm pitch vertical



PCB Hole Layout



Recommended FPC/FFC dimensions



Specifications

Current rating	0.5 A max.	Operating temperature	- 20°C to +85°C
Insulation resistance	500 MΩ min.	Contact material	Phosphor Bronze (RoHS compliant)
Contact resistance	30 mΩ max.	Contact plating	Tin (leadfree)
Withstanding voltage	500 V AC	Insulator material	PA9T (black) UL 94 V-0 (RoHS compliant)

Dimensions (mm)

Contacts	DIM "A"	DIM "B"	Contacts	DIM "A"	DIM "B"	Contacts	DIM "A"	DIM "B"	Contacts	DIM "A"	DIM "B"
004	8.40	6.30	013	19.65	17.55	022	30.90	28.80	031	42.15	40.05
005	9.65	7.55	014	20.90	18.80	023	32.15	30.05	032	43.40	41.30
006	10.90	8.80	015	22.15	20.05	024	33.40	31.30	033	44.65	42.55
007	12.15	10.05	016	23.40	21.30	025	34.65	32.55	034	45.90	43.80
008	13.40	11.30	017	24.65	22.55	026	35.90	33.80	035	47.15	45.05
009	14.65	12.55	018	25.90	23.80	027	37.15	35.05			
010	15.90	13.80	019	27.15	25.05	028	38.40	36.30			
011	17.50	15.05	020	28.40	26.30	029	39.65	37.55			
012	18.40	16.30	021	29.65	27.55	030	40.90	38.80			

How to order

FCL - xxx - S125 - 99

