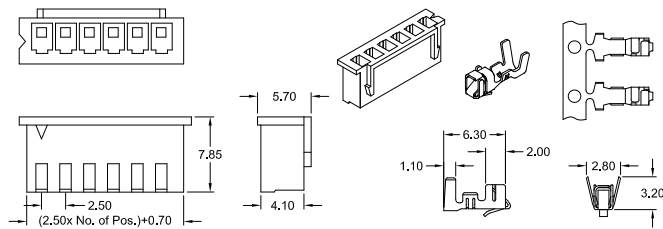


2.50mm Wire to Board Crimp Contact Connectors



S - Type Single Row

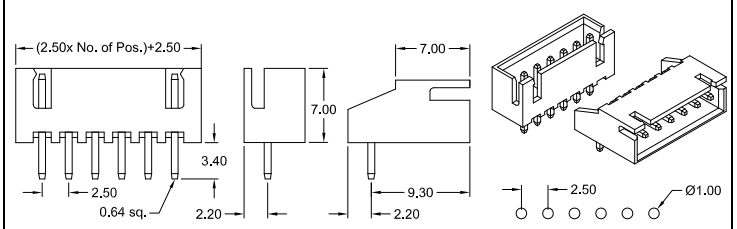
Female Plug



Order Code Housing: **CRF-1xx-S250**

Contact: **CRF-999/27-S250-99**

-THT- Male Header straight (top entry) & right angle (side entry)

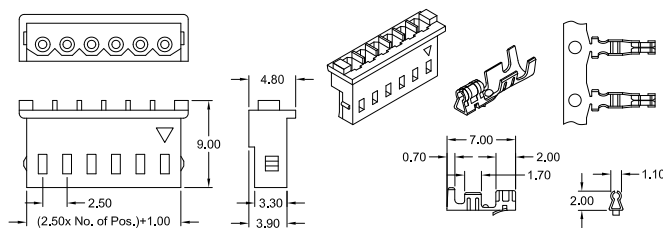


Order Code straight: **CRS-1xx-S250-99**

right angle: **CRR-1xx-S250-99**

I - Type Single Row

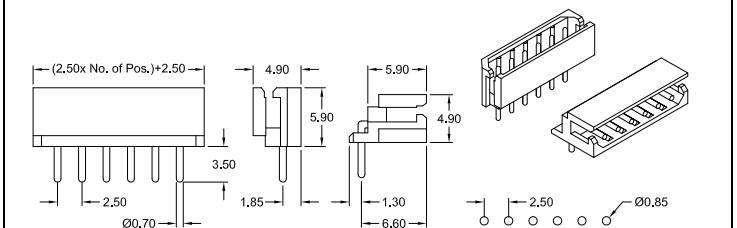
Female Plug



Order Code Housing: **CRF-1xx-I250**

contact: **CRF-999/27-I250-99**

-THT- Male Header straight (top entry) & right angle (side entry)

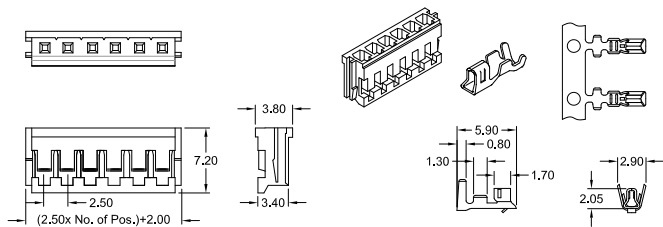


Order Code straight: **CRS-1xx-I250-99**

right angle: **CRR-1xx-I250-99**

R - Type Single Row

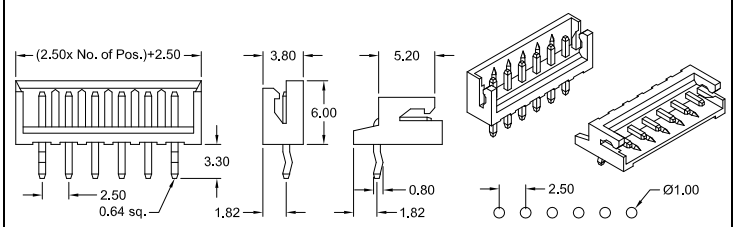
Female plug



Order Code Housing: **CRF-1xx-R250**

Contact: **CRF-999/28-R250-99**

-THT- Male Header straight (top entry) & right angle (side entry)



Order Code straight: **CRS-1xx-R250-99**

right angle: **CRR-1xx-R250-99**

Specifications

Current rating	3 A	Voltage rating	250 V AC max.	Contact material	Copper Alloy
Insulation resistance	1000 MΩ min.	Withstanding voltage	1000 V AC	Insulator material	PA66 UL 94V-0
Contact resistance	20 mΩ max.	Operating temperature	-25°C to +85°C	PCB thickness	1.60 mm

How to order

CR X - x xx - X 250 - 99

Type	Rows	Nbr of Contacts	Execution	Plating
F = Female R = R/A male S = Straight male	1 = single row <i>if Crimp Contact:</i> 9	02 - 20 = S - Type 02 - 15 = I & R - Type <i>if Crimp Contact:</i> (MOQ: 10K / reel) <i>for S- & I-Type:</i> 99/27 = for AWG 22~28 <i>for R-Type:</i> 99/28 = for AWG 22~30	S = THT & Plug I = THT & Plug R = THT & Plug for details see above dwg's	99 = Tin <i>(leadfree)</i> other platings on request