
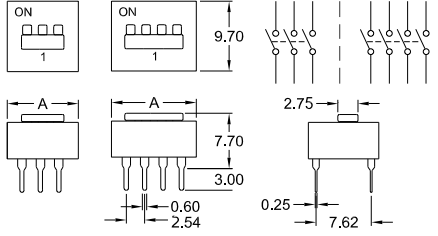


3PST Contact Type Standard Actuator only!




Position	1	2	3	4
3PST Dim. "A"	9.20	16.70	24.20	31.80
4PST Dim. "A"	11.70	21.70	31.80	

Unit: mm

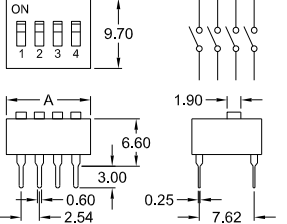


SPST Contact Type (rocker) Standard & Low Actuator possible.




Position	1	2	3	4	5	6
Dim. "A"	3.91	6.70	9.20	11.70	14.20	16.70
Position	7	8	9	10	12	15
Dim. "A"	19.20	21.70	24.20	26.70	31.80	39.50

Unit: mm

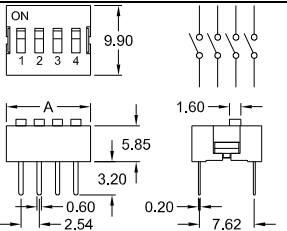


SPST Contact Type (slide) Standard Actuator only!

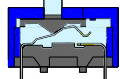


Position	2	3	4	5	6
Dim. "A"	6.44	8.98	11.52	14.06	16.60
Position	7	8	9	10	12
Dim. "A"	19.14	21.68	24.22	26.76	31.84

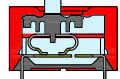
Unit: mm



Construction



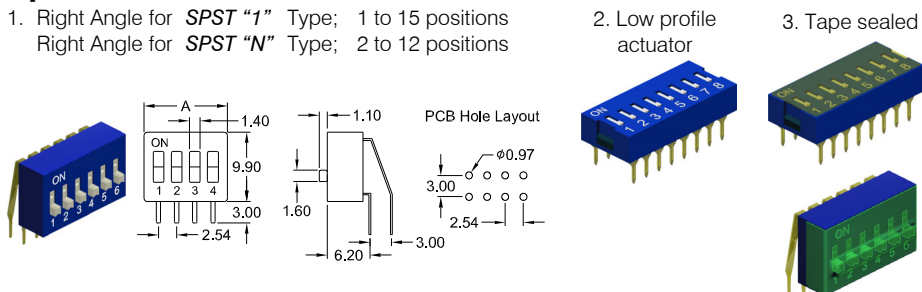
SPST "1"-Type (rocker)



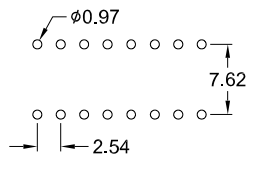
SPST "N"-Type (slide)

Options

- Right Angle for **SPST "1"** Type; 1 to 15 positions
Right Angle for **SPST "N"** Type; 2 to 12 positions
- Low profile actuator
- Tape sealed



PCB Hole Layout



SPECIFICATIONS	
<p>Electrical data</p> <p>Contact Rating</p> <ul style="list-style-type: none"> -switching 25 mA, 24 V DC -non-switching 100 mA, 50 V DC <p>Contact Resistance</p> <ul style="list-style-type: none"> -initial 50 mΩ max. -after life test 100 mΩ max. <p>Insulation Resistance 1000 MΩ min. at 100 V DC</p> <p>Withstanding Voltage 500 V AC for 1 Minute</p> <p>Capacitance between adjacent switches 5 pF max.</p>	<p>Mechanical and Environmental data</p> <p>Operating temperature -25°C to +70°C</p> <p>Storage temperature -40°C to +85°C</p> <p>Operating force 800 gf max.</p> <p>Mechanical life 2000 operations</p> <p>Vibration 10 Hz – 50 Hz – 10 Hz for 6 hours</p> <p>Color (Standard)</p> <p>SPST (rocker) "1" Type : blue</p> <p>SPST (slide) "N" Type : red</p> <p>others : blue</p>

FEATURES

<ul style="list-style-type: none"> Tactile response is performed directly by larger contact pressure to ensure very stable contact All plastics used are UL 94V-0 grade fire retardant Epoxy sealed bottom to prevent the penetration of flux during wave soldering 	<ul style="list-style-type: none"> Gold plated contacts (<i>tin on legs</i>) to ensure low contact resistance and long mechanical life Ideal for Data Processing, Telecommunication, Remote Control and Burglar Alarm System use, where manual programming is required Standard packing method Tube
--	--

How to order

DDX – x xx – XXX Z

Series	Contact Type	Nbr of positions	Actuator and Sealing
DDG = Gold plated Contacts	1 = SPST (rocker) N = SPST (slide) 4 = 3PST (rocker) 5 = 4PST (rocker)	see under position/dimension box above Example: 1 Position = 01 2 Position = 02 etc.	S = Standard Actuator L = Low Profile Actuator LT = Low Profile Actuator & Tape sealed ST = Standard Actuator & Tape sealed SRA = Right Angle Type